

LAGUNA AAAWATER CORPORATION
OPERATIONS DEPARTMENT
LABORATORY SERVICES
SAMPLES FROM SOURCE AND CONSUMER'S TAPS - PROVINCE OF LAGUNA

| CITY/MUNICIPALITY | | BIÑAN | | MONTH | | APRIL | | YEAR | | 2017 | |
|---------------------|---|-----------------|----------------|---------------------------------------|---------------------------|-------------------------------|-----------------|-------------------------|----------------------------|-------------------------------|---------|
| DOH ACCREDIATION NO | | 04A-010-16-LW-2 | | VALIDITY | | December 31, 2018 | | DOCUMENT NO | | 17WQM-04-BIN | |
| NO | SAMPLE LOCATION ADDRESS | TYPE | DATE COLLECTED | PHYSICAL/CHEMICAL QUALITY | | | | | MICROBIOLOGICAL QUALITY | | |
| | | | | ***Res. Chlorine ¹ mg/L | Color ² ACU | Turbidity ³ NTU | pH ⁴ | Taste/Odor ⁵ | HPC ⁶ CFU/mL | Coliforms/100 mL ⁷ | |
| BRGY. BIÑAN | | | | | | | | | | | |
| 1 | Laguna Well Field 1 | S | 4-Apr | 0.94 | - | 0.02 | 7.09 | - | - | ABSENCE | ABSENCE |
| 2 | Pump 6, Santol St., Phase 4C, San Jose Village I | S | 3-Apr | 1.19 | - | 0.02 | 7.29 | - | - | ABSENCE | ABSENCE |
| 3 | Guardhouse Entrance, Phase 4C, San Jose Village I | D | 3-Apr | 0.41 | - | 0.02 | 7.22 | - | 78 | ABSENCE | ABSENCE |
| 4 | Clubhouse, Phase 3B, San Jose Village I | D | 3-Apr | 0.43 | - | 0.02 | 7.25 | - | 8 | ABSENCE | ABSENCE |
| 5 | Pump 11, Phase 5, San Jose Village II | S | 3-Apr | 0.94 | - | 0.02 | 7.23 | - | - | ABSENCE | ABSENCE |
| 6 | Clubhouse, Phase 5, San Jose Village II | D | 3-Apr | 0.90 | - | 0.02 | 7.10 | - | < 1 | ABSENCE | ABSENCE |
| 7 | Pump 7, San Jose Village III | S | 3-Apr | 0.89 | - | 0.09 | 7.00 | - | - | ABSENCE | ABSENCE |
| 8 | Clubhouse, Phase 6, San Jose Village III | D | 3-Apr | 0.79 | - | 0.10 | 6.94 | - | 2 | ABSENCE | ABSENCE |
| BRGY. CANLALAY | | | | | | | | | | | |
| 9 | #124 A. Bonifacio St. | D | 25-Apr | < 0.20 | - | 0.77 | 7.48 | - | - | ABSENCE | ABSENCE |
| 10 | Golden City Canlalay Clubhouse | D | 25-Apr | 0.66 | - | 0.02 | 7.41 | - | - | | |
| BRGY. DELA PAZ | | | | | | | | | | | |
| 11 | Almeda | S | 25-Apr | 0.44 | - | 0.02 | 7.56 | - | - | ABSENCE | ABSENCE |
| 12 | Barangay Hall | D | 25-Apr | 0.44 | - | 0.02 | 7.64 | - | - | ABSENCE | ABSENCE |
| BRGY. GANADO | | | | | | | | | | | |
| 13 | Drinking Fountain, Ganado Elementary School | D | 10-Apr | 0.79 | - | 0.02 | 7.40 | - | < 1 | ABSENCE | ABSENCE |
| BRGY. HALANG | | | | | | | | | | | |
| 14 | 9999 WP Metroville Complex | S | 19-Apr | 1.27 | < 2 | 0.02 | 7.74 | **unobjectionable | 3 | ABSENCE | ABSENCE |
| 15 | Clubhouse, Metroville Complex | D | 19-Apr | 1.36 | - | 0.02 | 7.61 | - | - | ABSENCE | ABSENCE |
| BRGY. LANGKIWA | | | | | | | | | | | |
| 16 | Block 3 Lot 19 Phase 2, Southville Langkiwa | D | 4-Apr | 0.89 | - | 0.02 | 7.04 | - | 11 | ABSENCE | ABSENCE |
| 17 | Block 65 Lot 5 Phase 1, Southville Langkiwa | D | 4-Apr | 1.02 | - | 0.02 | 7.07 | - | 59 | ABSENCE | ABSENCE |
| 18 | Block 20 Lot 7 Phase 3, Southville Langkiwa | D | 4-Apr | 0.89 | - | 0.02 | 7.02 | - | - | ABSENCE | ABSENCE |
| 19 | Block 21 Lot 8 Phase 2, Southville Langkiwa | D | 4-Apr | 1.02 | - | 0.02 | 7.07 | - | - | ABSENCE | ABSENCE |
| 20 | Block 18 Lot 11 Phase 4, Southville Langkiwa | D | 4-Apr | 0.77 | - | 0.02 | 7.18 | - | - | ABSENCE | ABSENCE |
| 21 | Block 31 Lot 27, Phase 3, Southville Langkiwa | D | 4-Apr | 1.01 | - | 0.02 | 6.99 | - | 48 | ABSENCE | ABSENCE |
| 22 | Drinking Fountain, Langkiwa Elementary School | D | 4-Apr | 0.96 | - | 0.02 | 7.10 | - | < 1 | ABSENCE | ABSENCE |

| BRGY. LOMA | | | | | | | | | | | |
|--------------------------|--|---|--------|--------|-----|------|------|------------------|-----|---------|---------|
| 23 | Water Pump, Celina Mansion Subdivision | S | 13-Apr | < 0.20 | - | 0.02 | 7.26 | - | - | ABSENCE | ABSENCE |
| 24 | Block 2 Lot 41, Celina Mansion Subdivision | D | 13-Apr | < 0.20 | - | 0.02 | 7.26 | - | 170 | ABSENCE | ABSENCE |
| 25 | Water Pump, Block 4 Lot 37, Celina Technopark | S | 4-Apr | 1.35 | - | 0.02 | 7.22 | - | - | ABSENCE | ABSENCE |
| 26 | Block 6 Lot 58, Celina Technopark | D | 4-Apr | 1.49 | - | 0.02 | 7.29 | - | < 1 | ABSENCE | ABSENCE |
| 27 | Block 8, Laguna Bel-Air 3 | S | 3-Apr | 1.01 | - | 0.02 | 7.48 | - | - | ABSENCE | ABSENCE |
| 28 | Brenna Model House, Block 90 Lot 5, Laguna Bel-Air 3 | D | 3-Apr | 0.98 | - | 0.02 | 7.40 | - | < 1 | ABSENCE | ABSENCE |
| 29 | Block 2, Phase 4, Laguna Bel-Air 3 | S | 3-Apr | 0.91 | - | 0.02 | 7.58 | - | - | ABSENCE | ABSENCE |
| 30 | Hilcrest Road, Block 2, Laguna Bel-Air 3 | D | 3-Apr | 0.84 | - | 0.02 | 7.52 | - | < 1 | ABSENCE | ABSENCE |
| 31 | Block 50, Phase 2, Laguna Bel-Air 3 | S | 3-Apr | 0.74 | - | 0.02 | 7.56 | - | - | ABSENCE | ABSENCE |
| 32 | Block 61 Lot 20, Laguna Bel-Air 3 | D | 3-Apr | 0.96 | - | 0.02 | 7.48 | - | < 1 | ABSENCE | ABSENCE |
| 33 | Drinking Fountain, Loma Elementary School | D | 4-Apr | 0.98 | - | 0.04 | 7.19 | - | 81 | ABSENCE | ABSENCE |
| BRGY. MALAMIG | | | | | | | | | | | |
| 34 | Block 5 Lot 16 | D | 4-Apr | 0.91 | - | 0.02 | 7.12 | - | - | ABSENCE | ABSENCE |
| BRGY. MAMPLASAN | | | | | | | | | | | |
| 35 | Tank, Verdana Homes Subdivision | S | 4-Apr | < 0.20 | - | 0.02 | 7.31 | - | - | ABSENCE | ABSENCE |
| 36 | Clubhouse, Verdana Homes Subdivision | D | 4-Apr | 0.47 | - | 0.02 | 7.49 | - | < 1 | ABSENCE | ABSENCE |
| 37 | United Laboratories (UNILAB) Inc. | D | 10-Apr | 0.78 | - | 0.02 | 7.27 | - | - | ABSENCE | ABSENCE |
| BRGY. POBLACION | | | | | | | | | | | |
| 38 | Brgy. Health Center | S | 25-Apr | < 0.20 | - | 0.93 | 7.67 | - | - | ABSENCE | ABSENCE |
| BRGY. PLATERO | | | | | | | | | | | |
| 39 | Drinking Fountain, St. Michael School of Biñan | D | 25-Apr | 0.80 | - | 0.02 | 7.50 | - | - | ABSENCE | ABSENCE |
| 40 | Sea-oil, National Road | D | 25-Apr | 0.82 | - | 0.02 | 7.49 | - | - | ABSENCE | ABSENCE |
| BRGY. SAN ANTONIO | | | | | | | | | | | |
| 41 | Biñan City Hall | S | 10-Apr | 0.55 | - | 0.02 | 7.56 | - | - | ABSENCE | ABSENCE |
| 42 | Arena Sports Complex | D | 10-Apr | 0.82 | - | 0.02 | 7.28 | - | < 1 | ABSENCE | ABSENCE |
| 43 | 9022 Water Pump (WP) Faraon Subdivision | S | 25-Apr | < 0.20 | < 2 | 0.02 | 7.75 | *unobjectionable | - | ABSENCE | ABSENCE |
| 44 | Brgy. Health Center, Faraon | D | 25-Apr | < 0.20 | - | 0.02 | 7.75 | - | - | ABSENCE | ABSENCE |
| 45 | Block 5 Lot 12, Margarita Homes Subdivision | D | 25-Apr | < 0.20 | - | 0.47 | 7.76 | - | - | ABSENCE | ABSENCE |
| 46 | Cistern Tank, Pavillion Mall | D | 25-Apr | 0.70 | - | 0.02 | 7.64 | - | - | ABSENCE | ABSENCE |
| 47 | Jollibee, Pavillion Mall | D | 25-Apr | 0.71 | - | 0.02 | 7.60 | - | - | ABSENCE | ABSENCE |
| BRGY. SANTO NIÑO | | | | | | | | | | | |
| 48 | Jollibee National Hi-Way | D | 25-Apr | 0.80 | - | 0.02 | 7.52 | - | - | ABSENCE | ABSENCE |
| BRGY. SAN VICENTE | | | | | | | | | | | |
| 49 | 407 San Vicente | S | 19-Apr | 0.46 | - | 0.02 | 7.76 | - | - | ABSENCE | ABSENCE |
| 50 | B8 L6, Bayabas St., Olivarez 7 | D | 19-Apr | 0.61 | - | 0.02 | 7.44 | - | 2 | ABSENCE | ABSENCE |
| 51 | Biñan Doctors Hospital | D | 25-Apr | 0.80 | - | 0.02 | 7.52 | - | - | ABSENCE | ABSENCE |

| BRGY. SANTO TOMAS | | | | | | | | | | | |
|-------------------------------|--|-----------|--------------------|--------------------|-----------------|----------------|------------------|------------------------|----------------|----------------|----------------|
| 52 | Adelina | S | 25-Apr | < 0.20 | - | 0.02 | 7.01 | - | - | ABSENCE | ABSENCE |
| 53 | Block 4 Lot 9, Adelina Complex III Subdivision | D | 25-Apr | 0.65 | - | 0.02 | 7.14 | - | - | ABSENCE | ABSENCE |
| 54 | Block 1 Lot 26, Phase 3, Olivarez Homes South | D | 19-Apr | 1.02 | - | 0.02 | 7.34 | - | 120 | ABSENCE | ABSENCE |
| 55 | 5555 Block 1, Phase 4, Olivarez Homes South | S | 19-Apr | 0.89 | - | 0.20 | 7.43 | - | 5 | ABSENCE | ABSENCE |
| 56 | Block 1 Lot 16, Phase 4, Olivarez Homes South | D | 19-Apr | 0.90 | - | 0.19 | 7.36 | - | - | ABSENCE | ABSENCE |
| 57 | Pump House, Kalibo St., South City Homes | S | 10-Apr | 0.39 | - | 0.02 | 7.53 | - | - | ABSENCE | ABSENCE |
| 58 | Block 76 Lot 6, Tangub St., Pragmatic | D | 10-Apr | 0.35 | - | 0.02 | 7.57 | - | 3 | ABSENCE | ABSENCE |
| 59 | Deepwell 1, South City Homes | S | 10-Apr | 0.31 | - | 0.02 | 7.04 | - | - | ABSENCE | ABSENCE |
| 60 | Block 5 Lot 2, South City Homes | D | 10-Apr | 0.25 | - | 0.02 | 7.06 | - | 16 | ABSENCE | ABSENCE |
| 61 | Deepwell 3, Phase XI, South City Homes | S | 10-Apr | 0.51 | - | 0.02 | 7.11 | - | - | ABSENCE | ABSENCE |
| 62 | Block 42 Lot 16, Phase XI, South City Homes | D | 10-Apr | 0.51 | - | 0.11 | 7.43 | - | 1 | ABSENCE | ABSENCE |
| 63 | Pump, South Plains II Subdivision | S | 10-Apr | 0.64 | - | 0.02 | 7.55 | - | - | ABSENCE | ABSENCE |
| 64 | Block 11 Lot 2, South Plains II Subdivision | D | 10-Apr | 0.60 | - | 0.02 | 7.34 | - | < 1 | ABSENCE | ABSENCE |
| 65 | Pump, Amsterdam St., Phase 2, Town & Country | S | 19-Apr | 0.55 | - | 0.02 | 7.34 | - | - | ABSENCE | ABSENCE |
| 66 | Block 35 Lot 21, Town & Country | D | 19-Apr | 0.61 | - | 0.02 | 7.50 | - | 1 | ABSENCE | ABSENCE |
| 67 | Sotuhville, Town & Country - Pennsylvania | S | 19-Apr | 1.49 | - | 0.02 | 7.46 | - | - | ABSENCE | ABSENCE |
| 68 | Block 2 Lot 5, Town & Country | D | 19-Apr | 1.04 | - | 0.02 | 7.43 | - | < 1 | ABSENCE | ABSENCE |
| BRGY. SORO - SORO | | | | | | | | | | | |
| 69 | #76 Soro-Soro | D | 19-Apr | 1.02 | - | 0.02 | 7.61 | - | - | ABSENCE | ABSENCE |
| BRGY. TUBIGAN | | | | | | | | | | | |
| 70 | #60 Florinda Compound | D | 19-Apr | 0.42 | - | 0.02 | 7.71 | - | - | ABSENCE | ABSENCE |
| BRGY. ZAPOTE | | | | | | | | | | | |
| 71 | Water Pump, Althea | S | 10-Apr | < 0.20 | - | 0.02 | 7.42 | - | - | ABSENCE | ABSENCE |
| 72 | Block 6 Lot 4, Althea | D | 10-Apr | < 0.20 | - | 0.02 | 7.38 | - | < 1 | ABSENCE | ABSENCE |
| TOTAL SAMPLES ANALYZED | | 72 | PNSDW LIMIT | 0.30 - 1.50 | 10 (max) | 5 (max) | 6.5 - 8.5 | unobjectionable | <500 | ABSENCE | ABSENCE |

REMARKS: Samples analyzed as submitted


LEGEND: ACU - Apparent Color Unit, NTU -Nephelometric Turbidity Unit, HPC - Heterotrophic Plate Count, ***-onsite testing, * - unobjectionable - slightly chlorinous, ** - unobjectionable - chlorinous, S - Source, D - Distribution

DETECTION LIMIT: Residual Chlorine = 0.20 mg/L, Color = 2.5 ACU, Turbidity = 0.02 NTU

METHODS USED: ¹DPD Colorimetric, ²Visual Comparison-Platinum/Cobalt, ³Nephelometric, ⁴Electrometric, ⁵Sensory, ⁶Pour Plate, ⁷Enzyme Substrate (Colilert®-18)

ANALYZED BY:


 ANNA KARLA S. GUTIERREZ
 Microbiologist


 JOVEN M. MARAVILLA
 Chemist

CERTIFIED CORRECT:


 CYRIL A. ERICA
 Laboratory Services Manager

This report may not be reproduced in part or in full and may not be used for advertisement or litigation purposes without permission from Laguna AAWater Corporation. This report is certified to have passed the Laguna AAWater Corporation Quality Control procedures for reporting results of analysis.

LAGUNA AAAWATER CORPORATION
OPERATIONS DEPARTMENT
LABORATORY SERVICES
SAMPLES FROM SOURCE AND CONSUMER'S TAPS - PROVINCE OF LAGUNA

| | | |
|--|------------------------------|----------------------------|
| CITY/MUNICIPALITY : SANTA ROSA | MONTH : APRIL | YEAR : 2017 |
| DOH ACCREDITATION NO : 04A-010-16-LW-2 | VALIDITY : December 31, 2018 | DOCUMENT NO : 17WQM-04-STR |

| NO | SAMPLE LOCATION | | | DATE COLLECTED | PHYSICAL/CHEMICAL QUALITY | | | | | MICROBIOLOGICAL QUALITY | | |
|-----------------------|---|------|------------------------------------|----------------|---------------------------|----------------------------|-----------------|-------------------------|-------------------------|-------------------------------|-------------------------|--|
| | ADDRESS | TYPE | ***Res. Chlorine ¹ mg/L | | Color ² ACU | Turbidity ³ NTU | pH ⁴ | Taste/Odor ⁵ | HPC ⁶ CFU/mL | Coliforms/100 mL ⁷ | | |
| | | | | | | | | | | TOTAL | <i>Escherichia coli</i> | |
| BRGY. BALIBAGO | | | | | | | | | | | | |
| 1 | #1354 Facundo Compound | D | 21-Apr | 0.31 | - | 0.02 | 7.64 | - | - | ABSENCE | ABSENCE | |
| 2 | 5555 Water Pump Elevated, South Hampton | S | 11-Apr | < 0.20 | < 2 | 0.02 | 7.72 | *unobjectionable | - | ABSENCE | ABSENCE | |
| 3 | Clubhouse, South Hampton | D | 11-Apr | 0.54 | - | 0.02 | 7.71 | - | - | ABSENCE | ABSENCE | |
| 4 | Block 5 Lot 19, JB Village, Sta. Rosa Tagaytay Road | D | 11-Apr | < 0.20 | - | 0.02 | 7.12 | - | - | ABSENCE | ABSENCE | |
| 5 | Cistern Tank, Waltermart Sta. Rosa | D | 25-Apr | 0.96 | - | 0.02 | 7.62 | - | - | ABSENCE | ABSENCE | |
| 6 | Mang Inasal, Waltermart Sta. Rosa | D | 25-Apr | 1.44 | - | 0.02 | 7.53 | - | < 1 | ABSENCE | ABSENCE | |
| BRGY. CAINGIN | | | | | | | | | | | | |
| 7 | Block 57, Phase 1, Southville | S | 21-Apr | 0.22 | < 2 | 0.02 | 7.81 | **unobjectionable | - | ABSENCE | ABSENCE | |
| 8 | Block 52 Lot 23, Phase 1, Southville | D | 21-Apr | < 0.20 | - | 0.02 | 7.75 | - | - | ABSENCE | ABSENCE | |
| 9 | Block 46 Lot 2, Phase 2, Southville | D | 21-Apr | < 0.20 | - | 0.02 | 7.88 | - | - | ABSENCE | ABSENCE | |
| BRGY. DILA | | | | | | | | | | | | |
| 10 | Phase 3E, Mabuhay Homes 2000 | S | 21-Apr | < 0.20 | < 2 | 0.02 | 7.53 | **unobjectionable | - | ABSENCE | ABSENCE | |
| 11 | Block 2 Lot 10, Mabuhay Homes 2000 | D | 21-Apr | < 0.20 | - | 0.02 | 7.28 | - | - | ABSENCE | ABSENCE | |
| 12 | Block 12, Phase 2E, Mabuhay Homes 2000 | S | 21-Apr | < 0.20 | - | 0.17 | 7.61 | - | - | ABSENCE | ABSENCE | |
| 13 | Block 13 Lot 5, Phase 2E, Mabuhay Homes 2000 | D | 21-Apr | < 0.20 | - | 0.36 | 7.70 | - | - | ABSENCE | ABSENCE | |
| BRGY. DITA | | | | | | | | | | | | |
| 14 | Block 24 Lot 2, New Santa Rosa Homes | S | 25-Apr | 0.72 | - | 0.02 | 7.40 | - | - | ABSENCE | ABSENCE | |
| 15 | Block 19 Lot 11, New Santa Rosa Homes | D | 25-Apr | 0.70 | - | 0.02 | 7.52 | - | < 1 | ABSENCE | ABSENCE | |
| 16 | Block 4 Lot 32, San Lorenzo Royale | S | 11-Apr | < 0.20 | - | 0.67 | 7.79 | - | - | ABSENCE | ABSENCE | |
| 17 | Block 11 Lot 52, San Lorenzo Royale | D | 11-Apr | < 0.20 | - | 0.65 | 7.74 | - | - | ABSENCE | ABSENCE | |
| 18 | Water Tank, SolCar Ville Subdivision | S | 20-Apr | 0.59 | < 2 | 0.02 | 7.48 | **unobjectionable | - | ABSENCE | ABSENCE | |
| 19 | Block 3 Lot 7, SolCar Ville Subdivision | D | 20-Apr | 0.55 | - | 0.42 | 7.23 | - | - | ABSENCE | ABSENCE | |
| 20 | Water Tank, Villa Esmeralda | S | 11-Apr | 0.55 | - | 0.15 | 7.71 | - | - | ABSENCE | ABSENCE | |
| 21 | Alabaster St., Villa Esmeralda | D | 11-Apr | 1.29 | - | 5.44 | 7.65 | - | - | ABSENCE | ABSENCE | |
| 22 | #1780 National Road | D | 20-Apr | 0.27 | - | 0.02 | 7.27 | - | - | ABSENCE | ABSENCE | |
| 23 | R & B Ice Plant, Inc. | D | 20-Apr | 0.30 | - | 0.02 | 7.48 | - | - | ABSENCE | ABSENCE | |

| BRGY. DON JOSE | | | | | | | | | | | |
|------------------------|---|---|--------|--------|-----|------|------|-------------------|-----|---------|---------|
| 24 | Block 7 Lot 62, Phase 3, Laguna Bel-Air | S | 3-Apr | 0.41 | - | 0.02 | 7.64 | - | < 1 | ABSENCE | ABSENCE |
| 25 | Science HighSchool, Phase 1, Laguna Bel-Air | D | 3-Apr | 0.35 | - | 0.02 | 7.54 | - | - | ABSENCE | ABSENCE |
| 26 | Block 34 Lot 14, Phase 1, Laguna Bel-Air | S | 3-Apr | 1.31 | - | 0.02 | 7.54 | - | 5 | ABSENCE | ABSENCE |
| 27 | Block 34 Lot 59, Phase 1, Laguna Bel-Air | D | 3-Apr | 1.19 | - | 0.02 | 7.56 | - | - | ABSENCE | ABSENCE |
| 28 | Clubhouse, Block 62, Laguna Bel-Air | D | 3-Apr | < 0.20 | - | 0.13 | 7.51 | - | 26 | ABSENCE | ABSENCE |
| 29 | Water Pump, Block 71, Phase 4, Laguna Bel-Air | S | 3-Apr | 0.87 | - | 0.02 | 7.41 | - | < 1 | ABSENCE | ABSENCE |
| 30 | Block 71 Lot 4, Phase 2, Laguna Bel-Air | D | 3-Apr | 0.87 | - | 0.02 | 7.43 | - | - | ABSENCE | ABSENCE |
| 31 | Block 108, Phase 5, Laguna Bel-Air | S | 3-Apr | 1.01 | - | 0.02 | 6.78 | - | 1 | ABSENCE | ABSENCE |
| 32 | Church, Block 108, Phase 2, Laguna Bel-Air | D | 3-Apr | 1.00 | - | 0.02 | 7.17 | - | - | ABSENCE | ABSENCE |
| 33 | Block 43, Laguna Bel-Air IV | S | 3-Apr | 0.72 | - | 0.02 | 7.54 | - | - | ABSENCE | ABSENCE |
| 34 | Block 47 Lot 12 Laguna Bel-Air IV | D | 3-Apr | < 0.20 | - | 0.02 | 7.55 | - | < 1 | ABSENCE | ABSENCE |
| 35 | 8001, Pump 1, Acacia St., Santa Rosa Village I | S | 3-Apr | 0.38 | - | 0.02 | 7.30 | - | < 1 | ABSENCE | ABSENCE |
| 36 | Clubhouse., Santa Rosa Village I | D | 3-Apr | 0.34 | - | 0.02 | 7.06 | - | - | ABSENCE | ABSENCE |
| 37 | Pump 9 & 10, Rembrandt St., Santa Rosa Estates I | S | 3-Apr | 0.60 | - | 0.02 | 7.20 | - | 3 | ABSENCE | ABSENCE |
| 38 | Clubhouse, Santa Rosa Village II | D | 3-Apr | 0.78 | - | 0.02 | 6.94 | - | - | ABSENCE | ABSENCE |
| 39 | Clubhouse, Santa Rosa Estates I | D | 3-Apr | 0.80 | - | 0.02 | 7.20 | - | 1 | ABSENCE | ABSENCE |
| 40 | Reservoir, Hacienda Sta. Elena | D | 24-Apr | 1.24 | - | - | - | - | < 1 | ABSENCE | ABSENCE |
| BRGY. KANLURAN | | | | | | | | | | | |
| 41 | #621 Rizal Boulevard | D | 21-Apr | 0.39 | - | 0.02 | 7.79 | - | - | ABSENCE | ABSENCE |
| BRGY. MACABLING | | | | | | | | | | | |
| 42 | Deepwell, Buena Rosa 9 Subdivision | S | 5-Apr | < 0.20 | < 2 | 0.02 | 7.35 | **unobjectionable | - | ABSENCE | ABSENCE |
| 43 | Block 5 Lot 2, Phase 2, Buena Rosa 9 Subdivision | D | 11-Apr | 0.94 | - | 0.02 | 7.39 | - | 37 | ABSENCE | ABSENCE |
| 44 | Deepwell, Corinthian Subdivision | S | 5-Apr | 0.47 | < 2 | 0.02 | 7.35 | *unobjectionable | - | ABSENCE | ABSENCE |
| 45 | Guardhouse Entrance, Corinthian Subdivision | D | 5-Apr | 0.51 | - | 0.02 | 7.16 | - | < 1 | ABSENCE | ABSENCE |
| 46 | Deepwell, Rosemont Subdivision | S | 5-Apr | 1.40 | < 2 | 0.02 | 7.67 | **unobjectionable | - | ABSENCE | ABSENCE |
| 47 | Block 1 Lot 16, Rosemont Subdivision | D | 5-Apr | 1.34 | - | 0.02 | 7.55 | - | 1 | ABSENCE | ABSENCE |
| 48 | Water Pump, Metrogate | S | 5-Apr | 0.65 | < 2 | 0.02 | 7.26 | **unobjectionable | - | ABSENCE | ABSENCE |
| 49 | Clubhouse, Metrogate | D | 5-Apr | 0.87 | - | 0.02 | 7.72 | - | 1 | ABSENCE | ABSENCE |
| BRGY. MALITLIT | | | | | | | | | | | |
| 50 | Water Pump, Casan Residencia Subdivision | S | 25-Apr | < 0.20 | - | 0.02 | 7.29 | - | - | ABSENCE | ABSENCE |
| 51 | Block 1 Lot 1, Casan Residencia Subdivision | D | 25-Apr | < 0.20 | - | 0.02 | 7.49 | - | - | ABSENCE | ABSENCE |
| 52 | Block 3 Lot 1, Phase 1A Annex, San Lorenzo Subd. | S | 11-Apr | 2.58 | < 2 | 0.02 | 7.27 | **unobjectionable | - | ABSENCE | ABSENCE |
| 53 | Block 5 Lot 25, Phase 1A Annex, San Lorenzo Subd. | D | 11-Apr | 2.43 | - | 0.02 | 7.35 | - | - | ABSENCE | ABSENCE |
| 54 | Main Road, Phase 2, Terra Fortuna | S | 11-Apr | 1.03 | - | 0.45 | 7.65 | - | - | ABSENCE | ABSENCE |
| 55 | Block 11 Lot 16 Guardhouse, Terra Fortuna | D | 11-Apr | 0.74 | - | 0.26 | 7.68 | - | - | ABSENCE | ABSENCE |
| 56 | 9999 W, Villa Las Casas | S | 11-Apr | 0.98 | - | 0.59 | 7.27 | - | - | ABSENCE | ABSENCE |
| 57 | Circle Entrance, Villa Las Casas | D | 11-Apr | 0.97 | - | 0.29 | 7.35 | - | - | ABSENCE | ABSENCE |

| BRGY. MARKET AREA | | | | | | | | | | | |
|--------------------------------|---|-----------|--------------------|--------------------|-----------------|----------------|------------------|------------------------|----------------|----------------|----------------|
| 58 | Source, Market Area | S | 21-Apr | < 0.20 | < 2 | 0.02 | 7.68 | **unobjectionable | - | ABSENCE | ABSENCE |
| 59 | Block 9 Lot 2, Terry Town West | D | 21-Apr | < 0.20 | - | 0.02 | 7.87 | - | - | ABSENCE | ABSENCE |
| BRGY. POOC | | | | | | | | | | | |
| 60 | Deepwell, Alinsod | S | 21-Apr | 0.54 | < 2 | 0.02 | 7.97 | **unobjectionable | - | ABSENCE | ABSENCE |
| 61 | Tank, Villa Mercedes | S | 21-Apr | 2.12 | < 2 | 0.02 | 7.68 | **unobjectionable | - | ABSENCE | ABSENCE |
| 62 | Block 3 Lot 16, Villa Mercedes | D | 21-Apr | 1.98 | - | 0.02 | 7.74 | - | - | ABSENCE | ABSENCE |
| BRGY. PULONG SANTA CRUZ | | | | | | | | | | | |
| 63 | Water Pump, Pulong Sta. Cruz | S | 11-Apr | 0.68 | < 2 | 0.02 | 7.62 | **unobjectionable | - | ABSENCE | ABSENCE |
| 64 | Block 7 Lot 3 Mercado Village, Pulong Sta. Cruz | D | 11-Apr | 0.65 | - | 0.02 | 7.48 | - | - | ABSENCE | ABSENCE |
| 65 | Block 6 Lot 8, Buklod Diwa | D | 24-Apr | 1.54 | - | - | - | - | < 1 | ABSENCE | ABSENCE |
| BRGY. SINALHAN | | | | | | | | | | | |
| 66 | Block 5 Lot 7, Phase 1, Bayshore I | D | 21-Apr | < 0.20 | - | 0.02 | 7.82 | - | - | ABSENCE | ABSENCE |
| 67 | Block 6 Lot 10, Bayshore II | D | 21-Apr | < 0.20 | - | 0.02 | 7.83 | - | - | ABSENCE | ABSENCE |
| 68 | 4026, Sinalhan Road, Purok 2 | S | 21-Apr | 0.34 | < 2 | 0.02 | 7.67 | *unobjectionable | - | ABSENCE | ABSENCE |
| 69 | Amoranto Compound, Phase 2, Sinalhan | D | 21-Apr | 0.58 | - | 0.02 | 7.73 | - | - | ABSENCE | ABSENCE |
| BRGY. SANTO DOMINGO | | | | | | | | | | | |
| 70 | Clubhouse Santa Rosa Estates II | D | 3-Apr | 0.76 | - | 0.02 | 7.11 | - | 1 | ABSENCE | ABSENCE |
| BRGY. TAGAPO | | | | | | | | | | | |
| 71 | Water Pump, Fairfield of Margana Subdivision | S | 11-Apr | 0.23 | - | 0.02 | 7.48 | - | - | ABSENCE | ABSENCE |
| 72 | Block 7 Lot 5, Fairfield of Margana Subdivision | D | 11-Apr | < 0.20 | - | 0.02 | 7.40 | - | 110 | ABSENCE | ABSENCE |
| 73 | Water Pump, Rosewood Homes I | S | 5-Apr | < 0.20 | < 2 | 0.02 | 7.44 | *unobjectionable | - | ABSENCE | ABSENCE |
| 74 | Block 1 Lot 17, Rosewood Homes I | D | 5-Apr | < 0.20 | - | 0.02 | 7.42 | - | < 1 | ABSENCE | ABSENCE |
| 75 | Block 17 Lot 19, Rosewood Homes II | D | 5-Apr | < 0.20 | - | 0.02 | 7.39 | - | - | ABSENCE | ABSENCE |
| 76 | #31 JP Rizal Boulevard | D | 5-Apr | 0.41 | - | 0.02 | 7.63 | - | < 1 | ABSENCE | ABSENCE |
| 77 | Water Pump, Buena Rosa 1 Subdivision | S | 5-Apr | 0.67 | - | 0.02 | 7.45 | - | - | ABSENCE | ABSENCE |
| 78 | Block 4 Lot 9, Buena Rosa 1 Subdivision | D | 5-Apr | < 0.20 | - | 0.16 | 7.73 | - | 38 | ABSENCE | ABSENCE |
| 79 | Block 1 Lot 31, Buena Rosa 10 Subdivision | D | 11-Apr | 0.32 | - | 0.10 | 7.53 | - | - | ABSENCE | ABSENCE |
| 80 | Cistern Tank, SM Sta. Rosa | D | 25-Apr | < 0.20 | - | 0.02 | 7.45 | - | - | ABSENCE | ABSENCE |
| 81 | Dairy Queen, SM Sta. Rosa | D | 25-Apr | < 0.20 | - | 0.02 | 7.42 | - | 210 | ABSENCE | ABSENCE |
| 82 | Cistern Tank, Robinson's Mall | D | 25-Apr | < 0.20 | - | 0.02 | 7.62 | - | - | ABSENCE | ABSENCE |
| 83 | Chummie Shawarma, Robinson's Mall | D | 25-Apr | < 0.20 | - | 0.22 | 7.64 | - | 38 | ABSENCE | ABSENCE |
| TOTAL SAMPLES ANALYZED | | 83 | PNSDW LIMIT | 0.30 - 1.50 | 10 (max) | 5 (max) | 6.5 - 8.5 | unobjectionable | <500 | ABSENCE | ABSENCE |


REMARKS: Samples analyzed as submitted

LEGEND: ACU - Apparent Color Unit, NTU -Nephelometric Turbidity Unit, HPC - Heterotrophic Plate Count, ***-onsite testing, * - unobjectionable - slightly chlorinous, ** - unobjectionable - chlorinous, S - Source, D - Distribution

DETECTION LIMIT: Residual Chlorine = 0.20 mg/L, Color = 2.5 ACU, Turbidity = 0.02 NTU

METHODS USED: ¹DPD Colorimetric, ²Visual Comparison-Platinum/Cobalt, ³Nephelometric, ⁴Electrometric, ⁵Sensory, ⁶Pour Plate, ⁷Enzyme Substrate (Colilert®-18)

ANALYZED BY:



ANNA KARLA S. GUTIERREZ
Microbiologist



JOVEN M. MARAVILLA
Chemist

CERTIFIED CORRECT:



CYRIL A. ERICA
Laboratory Services Manager

LAGUNA AAAWATER CORPORATION
OPERATIONS DEPARTMENT
LABORATORY SERVICES

SAMPLES FROM SOURCE AND CONSUMER'S TAPS - PROVINCE OF LAGUNA

| | | |
|--|------------------------------|----------------------------|
| CITY/MUNICIPALITY : CABUYAO | MONTH : APRIL | YEAR : 2017 |
| DOH ACCREDITATION NO : 04A-010-16-LW-2 | VALIDITY : December 31, 2018 | DOCUMENT NO : 17WQM-04-CAB |

| NO | SAMPLE LOCATION | | DATE COLLECTED | PHYSICAL/CHEMICAL QUALITY | | | | | MICROBIOLOGICAL QUALITY | | |
|-------------------|--|------|----------------|------------------------------------|------------------------|----------------------------|-----------------|-------------------------|-------------------------|-------------------------------|---------|
| | ADDRESS | TYPE | | ***Res. Chlorine ¹ mg/L | Color ² ACU | Turbidity ³ NTU | pH ⁴ | Taste/Odor ⁵ | HPC ⁶ CFU/ml | Coliforms/100 mL ⁷ | |
| | | | | | | | | | | | |
| BRGY. BANAY-BANAY | | | | | | | | | | | |
| 1 | Water Pump, Block 63, Lakeside Nest Subdivision | S | 24-Apr | 0.23 | < 2 | 0.02 | 7.42 | **unobjectionable | < 1 | ABSENCE | ABSENCE |
| 2 | Block 18 Lot 10, Lakeside Nest Subdivision | D | 24-Apr | < 0.20 | - | 0.18 | 7.14 | - | - | ABSENCE | ABSENCE |
| BRGY. BANLIC | | | | | | | | | | | |
| 3 | Water Pump, Gran Seville Subdivision | S | 4-Apr | 0.37 | - | 0.02 | 7.69 | - | < 1 | ABSENCE | ABSENCE |
| 4 | Guardhouse, Gran Seville Subdivision | D | 4-Apr | < 0.20 | - | 0.02 | 7.74 | - | - | ABSENCE | ABSENCE |
| BRGY. BIGAA | | | | | | | | | | | |
| 5 | #253 Elsol Subdivision | D | 24-Apr | 0.22 | - | 0.02 | 7.70 | - | - | ABSENCE | ABSENCE |
| BRGY. CASILE | | | | | | | | | | | |
| 6 | Matang Tubig Spring | S | 24-Apr | 1.35 | - | - | - | - | 11 | ABSENCE | ABSENCE |
| BRGY. GULOD | | | | | | | | | | | |
| 7 | Block 12, Noah St., Celestine Ville | S | 11-Apr | < 0.20 | < 2 | 0.02 | 7.84 | **unobjectionable | - | ABSENCE | ABSENCE |
| 8 | Block 11 Lot 4, Celestine Ville | D | 11-Apr | < 0.20 | - | 0.02 | 7.72 | - | - | ABSENCE | ABSENCE |
| BRGY. MAMATID | | | | | | | | | | | |
| 9 | Tank, Buena Rosario Subdivision | S | 11-Apr | < 0.20 | - | 0.02 | 7.54 | - | - | ABSENCE | ABSENCE |
| 10 | Block 7 Lot 6, Buena Rosario Subdivision | D | 11-Apr | < 0.20 | - | 0.21 | 7.62 | - | - | ABSENCE | ABSENCE |
| 11 | Block 101 Samar st., Phase 1, Mabuhay City | S | 11-Apr | < 0.20 | - | 0.02 | 7.68 | - | - | ABSENCE | ABSENCE |
| 12 | Block 95 Lot 57, Guimaras St., Phase 1, Mabuhay City | D | 24-Apr | < 0.20 | - | 0.02 | 7.47 | - | - | ABSENCE | ABSENCE |
| 13 | Block 141, Carmona St., Phase 2, Mabuhay City | S | 24-Apr | < 0.20 | - | 0.02 | 7.46 | - | - | ABSENCE | ABSENCE |
| 14 | Block 134 Lot 22, Phase 2, Mabuhay City | D | 11-Apr | 0.27 | - | 0.02 | 7.65 | - | - | ABSENCE | ABSENCE |
| 15 | Block 198, Galacia St., Phase 2, Mabuhay City | S | 24-Apr | < 0.20 | - | 0.02 | 7.44 | - | - | ABSENCE | ABSENCE |
| 16 | Block 222 Lot 20, Mabuhay Ave, Phase 2, Mabuhay | D | 11-Apr | < 0.20 | - | 0.03 | 7.64 | - | - | ABSENCE | ABSENCE |
| 17 | Panganig St., Phase 3 Cluster, Mabuhay City | S | 11-Apr | 0.21 | < 2 | 0.02 | 7.54 | *unobjectionable | - | ABSENCE | ABSENCE |
| 18 | Block 1 Lot 17 Dizon St., Phase 3 Cluster, Mabuhay | D | 11-Apr | < 0.20 | - | 0.02 | 7.61 | - | - | ABSENCE | ABSENCE |
| 19 | Block 22 Lot 70, Phase 3 Luxury, Mabuhay City | S | 11-Apr | 0.48 | < 2 | 0.02 | 7.74 | *unobjectionable | - | ABSENCE | ABSENCE |
| 20 | Block 19 Lot 13, Malang St., Phase 3 Luxury, | D | 11-Apr | 0.32 | - | 0.02 | 7.68 | - | - | ABSENCE | ABSENCE |
| 21 | Joshua St., Phase 5, Mabuhay City | S | 4-Apr | 0.21 | - | 0.17 | 7.72 | - | < 1 | ABSENCE | ABSENCE |
| 22 | Block 31 Lot 134, Joshua St., Phase 5, Mabuhay City | D | 4-Apr | 0.23 | - | 0.18 | 7.79 | - | - | ABSENCE | ABSENCE |

| | | | | | | | | | | | | |
|-------------------------------|--|---|-----------|--------------------|--------------------|-----------------|----------------|-------------------|------------------------|----------------|----------------|----------------|
| 23 | Source, Phase 1E Mabuhay Executive | S | 11-Apr | 0.31 | < 2 | 0.02 | 7.68 | *unobjectionable | - | ABSENCE | ABSENCE | |
| 24 | Block 239 Lot 9, Phase 1E Mabuhay Executive | D | 24-Apr | 0.27 | - | 0.02 | 7.52 | - | - | ABSENCE | ABSENCE | |
| BRGY. MARINIG | | | | | | | | | | | | |
| 25 | Block 3 Lot 17, Phase 1, Celestine Homes | S | 24-Apr | 1.03 | < 2 | 0.02 | 7.82 | **unobjectionable | 1 | ABSENCE | ABSENCE | |
| 26 | Block 23, Lot 10, Phase 1, Celestine Homes | D | 24-Apr | 0.93 | - | 0.02 | 7.98 | - | < 1 | ABSENCE | ABSENCE | |
| 27 | Block 9, Carnation St., Phase 2, Celestine Homes | S | 24-Apr | 1.57 | < 2 | 0.02 | 7.40 | **unobjectionable | < 1 | ABSENCE | ABSENCE | |
| 28 | Block 11 Lot 19, Phase 2, Celestine Homes | D | 24-Apr | 0.35 | - | 0.02 | 7.41 | - | 8 | ABSENCE | ABSENCE | |
| 29 | Block 25, Phase 3, Southville | S | 24-Apr | 0.48 | < 2 | 0.02 | 7.52 | **unobjectionable | < 1 | ABSENCE | ABSENCE | |
| 30 | Block 19 Lot 33, Phase 3, Southville | D | 24-Apr | 0.48 | - | 0.02 | 7.48 | - | < 1 | ABSENCE | ABSENCE | |
| BRGY. NIUGAN | | | | | | | | | | | | |
| 31 | Water Pump, Niugan Elementary School Compound | S | 4-Apr | 0.21 | - | 0.12 | 7.56 | - | < 1 | ABSENCE | ABSENCE | |
| 32 | Block 2 Lot 6, St. Francis Homes 6 | D | 4-Apr | < 0.20 | - | 0.08 | 7.54 | - | - | ABSENCE | ABSENCE | |
| 33 | Block 45, Phase 8, Southville | S | 24-Apr | 0.87 | < 2 | 0.02 | 7.42 | **unobjectionable | 1 | ABSENCE | ABSENCE | |
| 34 | Block 40 Lot 132, Southville | D | 24-Apr | 0.98 | - | 0.02 | 7.37 | - | < 1 | ABSENCE | ABSENCE | |
| 35 | Block 54, Phase 10, Southville | S | 24-Apr | 0.47 | < 2 | 0.02 | 7.14 | **unobjectionable | < 1 | ABSENCE | ABSENCE | |
| 36 | Block 47 Lot 101, Phase 10, Southville | D | 24-Apr | 0.32 | - | 0.02 | 7.27 | - | < 1 | ABSENCE | ABSENCE | |
| BRGY. PULO | | | | | | | | | | | | |
| 37 | Water Pump, Block 12 Lot 22, Cabuyao Central | S | 4-Apr | 0.24 | - | 0.02 | 7.74 | - | < 1 | ABSENCE | ABSENCE | |
| 38 | Clubhouse, Narra Avenue, Cabuyao Central | D | 4-Apr | < 0.20 | - | 0.02 | 7.59 | - | - | ABSENCE | ABSENCE | |
| 39 | Water Pump, Block 11, Willow Park Homes | S | 4-Apr | 0.47 | < 2 | 0.08 | 7.57 | **unobjectionable | < 1 | ABSENCE | ABSENCE | |
| 40 | Clubhouse, Willow Park Homes | D | 4-Apr | 0.21 | - | 0.02 | 7.35 | - | - | ABSENCE | ABSENCE | |
| BRGY. SALA | | | | | | | | | | | | |
| 41 | Guardhouse, Main St., Multiland III | D | 24-Apr | < 0.20 | - | 0.02 | 7.56 | - | - | ABSENCE | ABSENCE | |
| BRGY. SAN ISIDRO | | | | | | | | | | | | |
| 42 | Source, Multiland IV | S | 4-Apr | < 0.20 | - | 1.68 | 7.63 | - | 2 | ABSENCE | ABSENCE | |
| 43 | Block 3 Lot 33, Multiland IV | D | 4-Apr | < 0.20 | - | 1.10 | 7.59 | - | - | ABSENCE | ABSENCE | |
| 44 | Water Pump, San Isidro Heights Subdivision | S | 25-Apr | 0.30 | - | 0.02 | 7.35 | - | - | ABSENCE | ABSENCE | |
| 45 | Block 3 Lot 1, San Isidro Heights Subdivision | D | 25-Apr | < 0.20 | - | 0.43 | 7.46 | - | 3 | ABSENCE | ABSENCE | |
| TOTAL SAMPLES ANALYZED | | | 45 | PNSDW LIMIT | 0.30 - 1.50 | 10 (max) | 5 (max) | 6.5 - 8.5 | unobjectionable | <500 | ABSENCE | ABSENCE |

REMARKS: Samples analyzed as submitted


LEGEND: ACU - Apparent Color Unit, NTU -Nephelometric Turbidity Unit, HPC - Heterotrophic Plate Count, ***-onsite testing, * - unobjectionable - slightly chlorinous, ** - unobjectionable - chlorinous, S - Source, D - Distribution

DETECTION LIMIT: Residual Chlorine = 0.20 mg/L, Color = 2.5 ACU, Turbidity = 0.02 NTU

METHODS USED: ¹DPD Colorimetric, ²Visual Comparison-Platinum/Cobalt, ³Nephelometric, ⁴Electrometric, ⁵Sensory, ⁶Pour Plate, ⁷Enzyme Substrate (Colilert®-18)

ANALYZED BY:


ANNA KARLA S. GUTIERREZ
Microbiologist


JOVEN M. MARAVILLA
Chemist

CERTIFIED CORRECT:


CYRIL A. ERICA
Laboratory Services Manager

Page 2 of 2

This report may not be reproduced in part or in full and may not be used for advertisement or litigation purposes without permission from Laguna AAWater Corporation. This report is certified to have passed the Laguna AAWater Corporation Quality Control procedures for reporting results of analysis.

Laguna AAWater Corporation | G/F One Evotech Bldg., Nuvali, Sta. Rosa City, Laguna | +63 49 544-4386 • +63 2 519-4429 | www.lagunawater.com.ph

LAGUNA AAAWATER CORPORATION
OPERATIONS DEPARTMENT
LABORATORY SERVICES

SAMPLES FROM SOURCE AND CONSUMER'S TAPS - PROVINCE OF LAGUNA

| | | |
|---------------------------------------|------------------------------|----------------------------|
| CITY/MUNICIPALITY : CALAMBA | MONTH : APRIL | YEAR : 2017 |
| DOH ACCREDIATION NO : 04A-010-16-LW-2 | VALIDITY : December 31, 2018 | DOCUMENT NO : 17WQM-04-CAL |

| NO | SAMPLE LOCATION | | | DATE COLLECTED | PHYSICAL/CHEMICAL QUALITY | | | | | MICROBIOLOGICAL QUALITY | | |
|-------------------------------|--------------------------------------|----------|---------------------------------------|--------------------|---------------------------|-------------------------------|------------------|-------------------------|----------------------------|-------------------------------|------------------|--|
| | ADDRESS | TYPE | ***Res. Chlorine ¹ mg/L | | Color ² ACU | Turbidity ³ NTU | pH ⁴ | Taste/Odor ⁵ | HPC ⁶ CFU/mL | Coliforms/100 mL ⁷ | | |
| | | | | | | | | | | TOTAL | Escherichia coli | |
| BRGY. BARANDAL | | | | | | | | | | | | |
| 1 | Deepwell 1, Amaia Scapes Calamba | S | 24-Apr | 0.21 | - | 0.15 | 7.51 | - | 4 | ABSENCE | ABSENCE | |
| 2 | Block 1 Lot 2, Amaia Scapes Calamba | D | 24-Apr | 0.26 | - | 0.02 | 7.31 | - | 3 | ABSENCE | ABSENCE | |
| 3 | Deepwell 2, Amaia Scapes Calamba | S | 24-Apr | 0.56 | - | 0.02 | 7.27 | - | < 1 | ABSENCE | ABSENCE | |
| 4 | Block 39 Lot 5, Amaia Scapes Calamba | D | 24-Apr | 0.53 | - | 0.08 | 7.29 | - | < 1 | ABSENCE | ABSENCE | |
| BRGY. PUTING LUPA | | | | | | | | | | | | |
| 5 | Phase 1, Greenfields | D | 18-Apr | 0.97 | - | 0.02 | 7.37 | - | < 1 | ABSENCE | ABSENCE | |
| 6 | Block 11, Kanlaon St., Greenfields | D | 18-Apr | 1.02 | - | 0.02 | 7.44 | - | 40 | ABSENCE | ABSENCE | |
| 7 | Clubhouse, Greenfields | D | 18-Apr | 0.21 | - | 0.02 | 7.56 | - | 3 | ABSENCE | ABSENCE | |
| TOTAL SAMPLES ANALYZED | | 7 | PNSDW LIMIT | 0.30 - 1.50 | 10 (max) | 5 (max) | 6.5 - 8.5 | unobjectionable | <500 | ABSENCE | ABSENCE | |

REMARKS: Samples analyzed as submitted


LEGEND: ACU - Apparent Color Unit, NTU -Nephelometric Turbidity Unit, HPC - Heterotrophic Plate Count, ***-onsite testing, * - unobjectionable - slightly chlorinous, ** - unobjectionable - chlorinous, S - Source, D - Distribution

DETECTION LIMIT: Residual Chlorine = 0.20 mg/L, Color = 2.5 ACU, Turbidity = 0.02 NTU

METHODS USED: ¹DPD Colorimetric, ²Visual Comparison-Platinum/Cobalt, ³Nephelometric, ⁴Electrometric, ⁵Sensory, ⁶Pour Plate, ⁷Enzyme Substrate (Colilert®-18)

ANALYZED BY:

CERTIFIED CORRECT:



ANNA KARLA S. GUTIERREZ
Microbiologist



JOVEN M. MARAVILLA
Chemist



CYRIL A. ERICA
Laboratory Services Manager

LAGUNA AAAWATER CORPORATION
OPERATIONS DEPARTMENT
LABORATORY SERVICES

SAMPLES FROM SOURCE AND CONSUMER'S TAPS - PROVINCE OF LAGUNA

| | | |
|---------------------------------------|------------------------------|----------------------------|
| CITY/MUNICIPALITY : ALAMINOS | MONTH : APRIL | YEAR : 2017 |
| DOH ACCREDIATION NO : 04A-010-16-LW-2 | VALIDITY : December 31, 2018 | DOCUMENT NO : 17WQM-04-ALA |

| SAMPLE LOCATION | | | DATE COLLECTED | PHYSICAL/CHEMICAL QUALITY | | | | | MICROBIOLOGICAL QUALITY | | | |
|-------------------------------|---|------|----------------|---------------------------------------|---------------------------|-------------------------------|-----------------|-------------------------|----------------------------|-------------------------------|----------------|----------------|
| NO | ADDRESS | TYPE | | ***Res. Chlorine ¹ mg/L | Color ² ACU | Turbidity ³ NTU | pH ⁴ | Taste/Odor ⁵ | HPC ⁶ CFU/mL | Coliforms/100 mL ⁷ | | |
| BRGY. SAN ANDRES | | | | | | | | | | | | |
| 1 | Water Tank, Bellavita Homes | S | 18-Apr | 1.02 | < 2 | 0.62 | 7.31 | **unobjectionable | 1 | ABSENCE | ABSENCE | |
| 2 | Block 8 Lot 1, Phase 1, BellaVita Homes | D | 18-Apr | 0.96 | - | 0.40 | 7.21 | - | 9 | ABSENCE | ABSENCE | |
| TOTAL SAMPLES ANALYZED | | | 2 | PNSDW LIMIT | 0.30 - 1.50 | 10 (max) | 5 (max) | 6.5 - 8.5 | unobjectionable | <500 | ABSENCE | ABSENCE |

REMARKS: Samples analyzed as submitted

LEGEND: ACU - Apparent Color Unit, NTU -Nephelometric Turbidity Unit, HPC - Heterotrophic Plate Count, ***-onsite testing, * - unobjectionable - slightly chlorinous, ** - unobjectionable - chlorinous, S - Source, D - Distribution

DETECTION LIMIT: Residual Chlorine = 0.20 mg/L, Color = 2.5 ACU, Turbidity = 0.02 NTU

METHODS USED: ¹DPD Colorimetric, ²Visual Comparison-Platinum/Cobalt, ³Nephelometric, ⁴Electrometric, ⁵Sensory, ⁶Pour Plate, ⁷Enzyme Substrate (Colilert®-18)

ANALYZED BY:

CERTIFIED CORRECT:


ANNA KARLA S. GUTIERREZ
Microbiologist


JOVEN M. MARAVILLA
Chemist


CYRIL A. ERICA
Laboratory Services Manager

LAGUNA AAAWATER CORPORATION
OPERATIONS DEPARTMENT
LABORATORY SERVICES

SAMPLES FROM SOURCE AND CONSUMER'S TAPS - PROVINCE OF LAGUNA

| | | |
|---------------------------------------|------------------------------|----------------------------|
| CITY/MUNICIPALITY : SANTA CRUZ | MONTH : APRIL | YEAR : 2017 |
| DOH ACCREDIATION NO : 04A-010-16-LW-2 | VALIDITY : December 31, 2018 | DOCUMENT NO : 17WQM-04-STC |

| SAMPLE LOCATION | | | DATE COLLECTED | PHYSICAL/CHEMICAL QUALITY | | | | | MICROBIOLOGICAL QUALITY | | |
|-------------------------------|---|----------|--------------------|---------------------------------------|---------------------------|-------------------------------|------------------|-------------------------|----------------------------|-------------------------------|------------------|
| NO | ADDRESS | TYPE | | ***Res. Chlorine ¹ mg/L | Color ² ACU | Turbidity ³ NTU | pH ⁴ | Taste/Odor ⁵ | HPC ⁶ CFU/mL | Coliforms/100 mL ⁷ | |
| | | | | | | | | | | TOTAL | Escherichia coli |
| BRGY. BUBUKAL | | | | | | | | | | | |
| 1 | Source after Filter, Laguna Sports Complex | S | 18-Apr | < 0.20 | < 2 | 0.02 | 7.71 | *unobjectionable | < 1 | ABSENCE | ABSENCE |
| 2 | Canteen No. 4 in front of Laguna University | D | 18-Apr | < 0.20 | - | 0.38 | 7.35 | - | 220 | ABSENCE | ABSENCE |
| TOTAL SAMPLES ANALYZED | | 2 | PNSDW LIMIT | 0.30 - 1.50 | 10 (max) | 5 (max) | 6.5 - 8.5 | unobjectionable | <500 | ABSENCE | ABSENCE |

REMARKS: Samples analyzed as submitted

LEGEND: ACU - Apparent Color Unit, NTU -Nephelometric Turbidity Unit, HPC - Heterotrophic Plate Count, ***-onsite testing, * - unobjectionable - slightly chlorinous, ** - unobjectionable - chlorinous, S - Source, D - Distribution

DETECTION LIMIT: Residual Chlorine = 0.20 mg/L, Color = 2.5 ACU, Turbidity = 0.02 NTU

METHODS USED: ¹DPD Colorimetric, ²Visual Comparison-Platinum/Cobalt, ³Nephelometric, ⁴Electrometric, ⁵Sensory, ⁶Pour Plate, ⁷Enzyme Substrate (Colilert®-18)

ANALYZED BY:


CERTIFIED CORRECT:



ANNA KARLA S. GUTIERREZ
Microbiologist



JOVEN M. MARAVILLA
Chemist



CYRIL A. ERICA
Laboratory Services Manager

LAGUNA AAAWATER CORPORATION
OPERATIONS DEPARTMENT
LABORATORY SERVICES

SAMPLES FROM SOURCE AND CONSUMER'S TAPS - PROVINCE OF LAGUNA

| | | |
|---------------------------------------|------------------------------|----------------------------|
| CITY/MUNICIPALITY : PAGSANJAN | MONTH : APRIL | YEAR : 2017 |
| DOH ACCREDIATION NO : 04A-010-16-LW-2 | VALIDITY : December 31, 2018 | DOCUMENT NO : 17WQM-04-PAG |

| SAMPLE LOCATION | | | DATE COLLECTED | PHYSICAL/CHEMICAL QUALITY | | | | | MICROBIOLOGICAL QUALITY | | |
|-------------------------------|----------------------------|----------|--------------------|---------------------------------------|---------------------------|-------------------------------|------------------|-------------------------|----------------------------|-------------------------------|----------------|
| NO | ADDRESS | TYPE | | ***Res. Chlorine ¹ mg/L | Color ² ACU | Turbidity ³ NTU | pH ⁴ | Taste/Odor ⁵ | HPC ⁶ CFU/mL | Coliforms/100 mL ⁷ | |
| | | | | | | | | | TOTAL | Escherichia coli | |
| BRGY. SABANG | | | | | | | | | | | |
| 1 | Purok 6, Moresco Ville 2 | S | 18-Apr | 0.24 | < 2 | 0.02 | 6.46 | *unobjectionable | 100 | ABSENCE | ABSENCE |
| 2 | Reservoir, Moresco Ville 2 | S | 18-Apr | 0.26 | - | 0.02 | 6.49 | - | < 1 | ABSENCE | ABSENCE |
| TOTAL SAMPLES ANALYZED | | 2 | PNSDW LIMIT | 0.30 - 1.50 | 10 (max) | 5 (max) | 6.5 - 8.5 | unobjectionable | <500 | ABSENCE | ABSENCE |

REMARKS: Samples analyzed as submitted

LEGEND: ACU - Apparent Color Unit, NTU - Nephelometric Turbidity Unit, HPC - Heterotrophic Plate Count, ***-onsite testing, * - unobjectionable - slightly chlorinous, ** - unobjectionable - chlorinous, S - Source, D - Distribution

DETECTION LIMIT: Residual Chlorine = 0.20 mg/L, Color = 2.5 ACU, Turbidity = 0.02 NTU

METHODS USED: ¹DPD Colorimetric, ²Visual Comparison-Platinum/Cobalt, ³Nephelometric, ⁴Electrometric, ⁵Sensory, ⁶Pour Plate, ⁷Enzyme Substrate (Colilert®-18)

ANALYZED BY:

CERTIFIED CORRECT:


ANNA KARLA S. GUTIERREZ
Microbiologist


JOVEN M. MARAVILLA
Chemist

CYRIL A. ERICA
Laboratory Services Manager